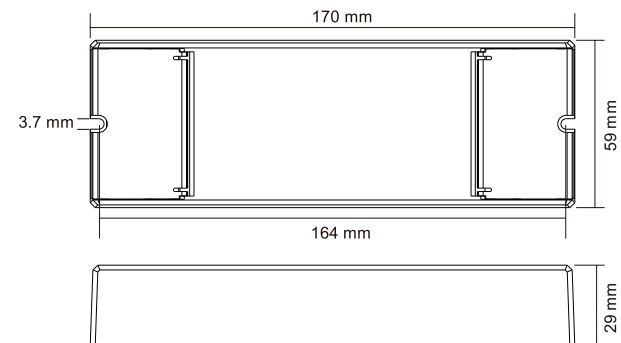


5 Channels RF receiver



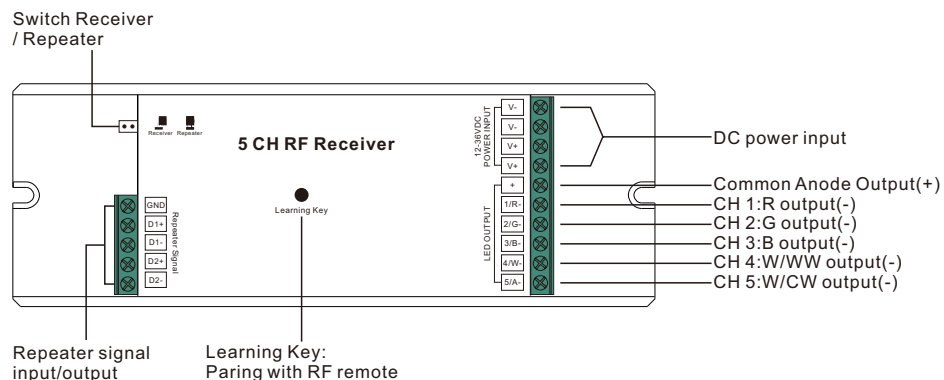
70020063

Product Dimension



Important: Read All Instructions Prior to Installation

Function introduction



Product Data

Input Voltage	Output Current	Output Power	Connector Current Rating	Wire Size	Remarks	Size(LxWxH)
12-36VDC	5x5A	5x(60-180)W	Max. 20A	0.05-3.3mm ² (12-30AWG)	Constant voltage	170x59x29mm

- Radio Frequency : 869.5/916.5/434mhz
- Waterproof grade: IP20

Safety & Warnings

- DO NOT install with power applied to device.
- DO NOT expose the device to moisture.

Pair/delete the pairing with RF remote

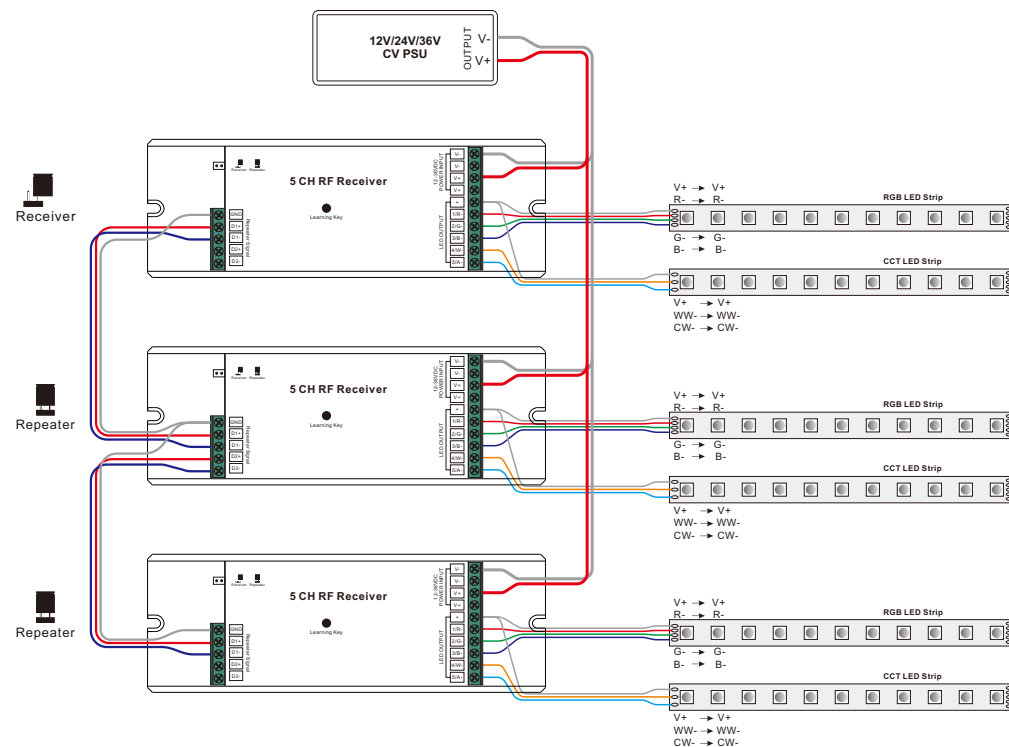
- 1.Do wiring according to connection diagram.
- 2.Pair RF Receiver with RF remote: please refer to the instruction of the remote that you would like to pair with.
- 3.Delete the pairing:
 - (1)Wire up the RF receiver correctly, power on.
 - (2)Press and hold down the “ **Learning Key**” button on receiver for over 3 seconds until the connected light flashes, which means well deleted.

Receiver/Repeater setting jumper:

One receiver can connect multiple repeaters to realize perfect sync the sync distance can be over 100m no volt drop.

Wiring Diagram

1) When total load of each receiver is not over 20A



2) When total load of each receiver is over 20A

